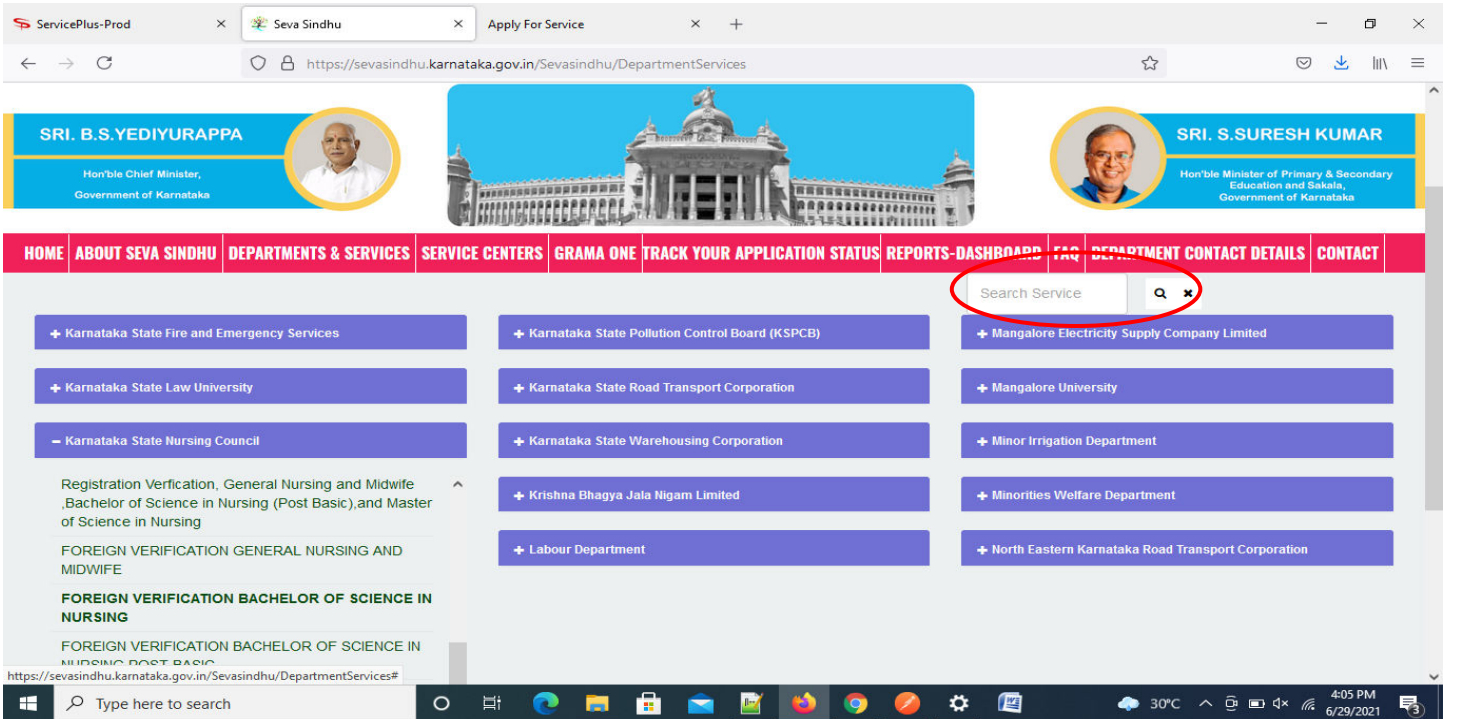


ಕರ್ನಾಟಕ ರಾಜ್ಯ ಶುಶ್ರೂಷ ಪರಿಷತ್
Karnataka State Nursing Council
ಅಂತರ್ ರಾಷ್ಟ್ರೀಯ ಪರಿಶೀಲನೆ, ಬ್ಯಾಚುಲರ್ ಆಫ್ ಸೈನ್ಸ್ ಇನ್ ನರ್ಸಿಂಗ್
FOREIGN VERIFICATION BACHELOR OF SCIENCE IN NURSING

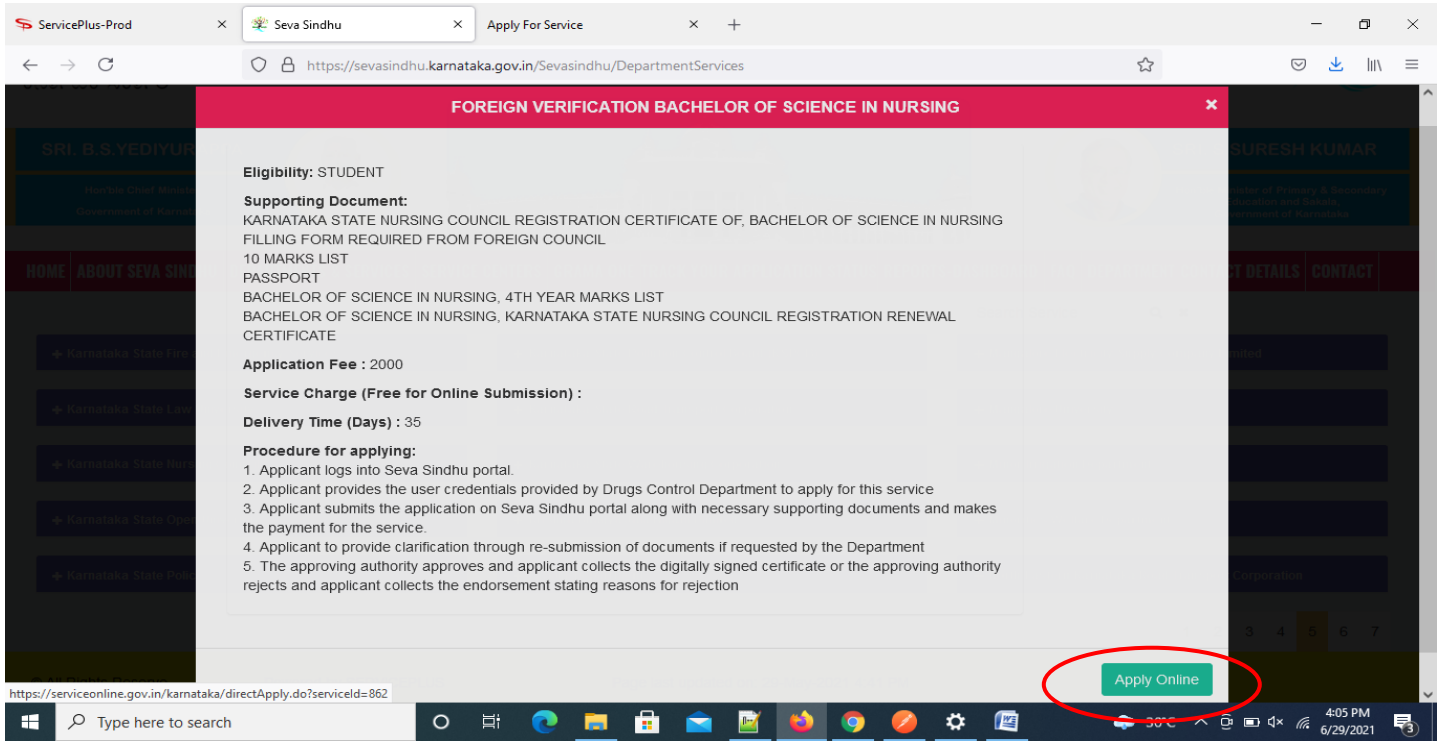
Step 1: Go to sevasindhu.karnataka.gov.in website and click on **Departments & Services**.



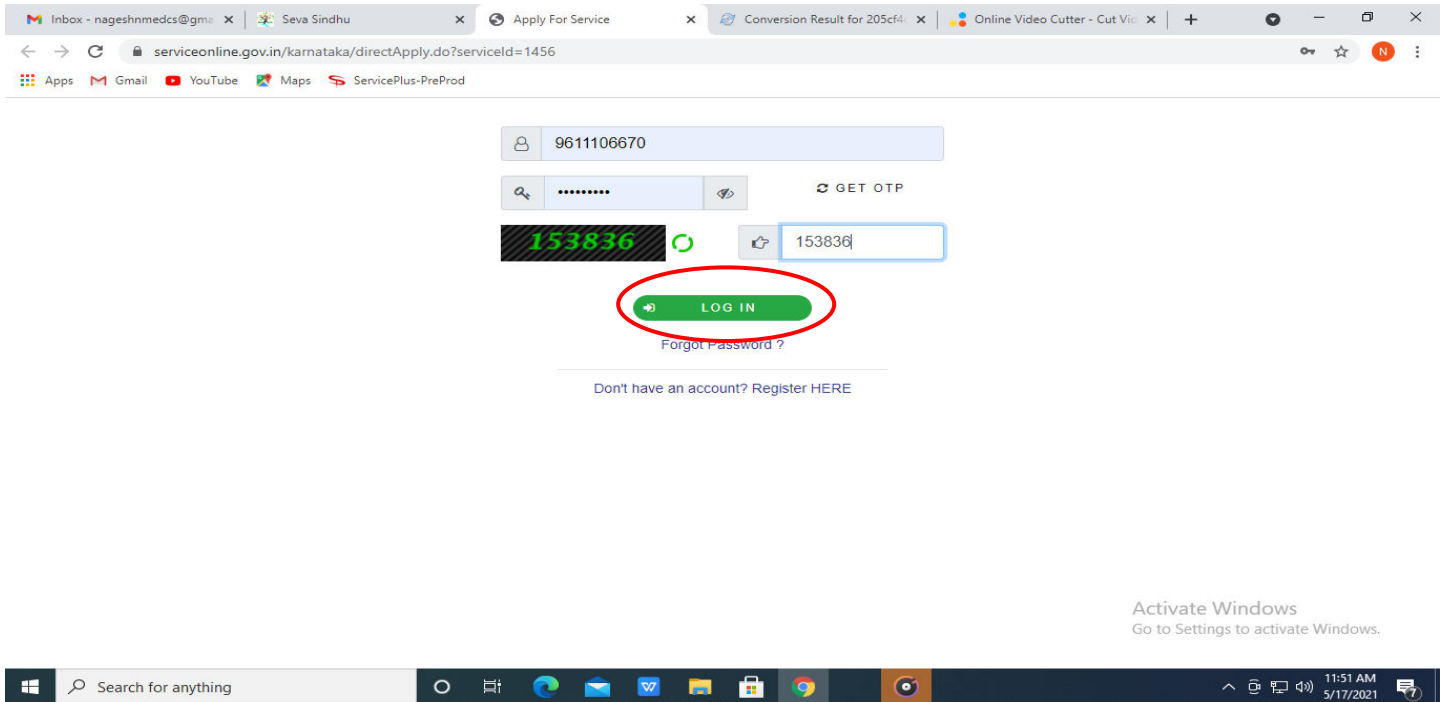
Step 2: Click on **Karnataka State Nursing Council** and select **FOREIGN VERIFICATION BACHELOR OF SCIENCE IN NURSING**. Alternatively, you can search for FOREIGN VERIFICATION BACHELOR OF SCIENCE IN NURSING in the **search option**.



Step 3 : Click on Apply online.



Step 4: Enter the username, password/OTP, captcha and click on Log In button.



Step 5: Fill the Applicant Details.

ಕರ್ನಾಟಕ ರಾಜ್ಯ ಶುಶ್ರೂಷ ಪರಿಷತ್ತು
KARNATAKA STATE NURSING COUNCIL
ಅಂತರ ರಾಷ್ಟ್ರೀಯ ಪರಿಶೀಲನೆ, ಬ್ಯಾಚುಲರ್ ಆಫ್ ಸೈನ್ಸ್ ಇನ್ ನರ್ಸಿಂಗ್
Foreign Verification Bachelor of Science in Nursing

Application Form/ಅರ್ಜಿ ನಮೂನೆ

ನೋಂದಣಿ / Registration For * Please Select

ಮಾದರಿ / Type * Please Select

ಶೀರ್ಷಿಕೆ / Title * Please Select

ಹೆಸರು / Name * Shilpa V

ಮಿಂಚಂಚೆ / Email ID *

ಕೋರ್ಸ್ ಪ್ರಕಾರ / Course Type * Please Select

ವೃತ್ತಿ / Profession * Please Select

ಲಿಂಗ / Gender * Please Select

ರಕ್ತ ಗುಂಪು / Blood Group * Please Select

ಮೊಬೈಲ್ ಸಂಖ್ಯೆ / Mobile Number *

ಪೋಷಕರು / ಸಂತಾನಿಯ ಹೆಸರು / Parent/ Spouse Name *

ಕುಟುಂಬ ದಿನಾಂಕ / Date of birth *

Step 6: Verify the details. If details are correct, select the **checkbox ("I Agree")**& **Submit**.

I Agree

Note:

1. Please proceed to Slot booking service in Seva Sindhu to book an appointment for document Verification / ಡಾಕ್ಯುಮೆಂಟ್ ಪರಿಶೀಲನೆಗಾಗಿ ಅಪಾಯಿಂಟ್‌ಮೆಂಟ್ ಕಾಯ್ದಿರಿಸಲು ದಯವಿಟ್ಟು ಸೇವಾ ಸಿಂಧುದಲ್ಲಿ ಸ್ಲಾಟ್ ಬುಕಿಂಗ್ ಸೇವೆಗೆ ಮುಂದುವರಿಯಿರಿ

2. Please carry all the original docuemnts- mandatory docuemnts and uploaded docuemnts during verification / ದಯವಿಟ್ಟು ಪರಿಶೀಲನೆಯ ಸಮಯದಲ್ಲಿ ಎಲ್ಲಾ ಮೂಲ ಡಾಕ್ಯುಮೆಂಟ್‌ಗಳು- ಕಡ್ಡಾಯ ಡಾಕ್ಯುಮೆಂಟ್‌ಗಳು ಮತ್ತು ಅಪ್‌ಲೋಡ್ ಮಾಡಿದ ಡಾಕ್ಯುಮೆಂಟ್‌ಗಳನ್ನು ಒಯ್ಯಿರಿ

Word verification

687779

Please enter the characters shown above

687779

MINISTRY OF PANCHAYATI RAJ | Digital India | data.gov.in | info.gov.in | DeltY | PMINDIA

Site is technically designed, hosted and maintained by National Informatics Centre
Contents on this website is owned, updated and managed by the Ministry of Panchayati Raj
POWERED BY SERVICEPLUS

Step 7: A fully filled form will be generated for user verification, If you have any corrections click on **Edit** option, Otherwise proceed to **Attach Annexures**

Application Form/ಅರ್ಜಿ ನಮೂನೆ

ನೋಂದಣಿ / Registration For :	Permanent
ವಿಧ / Type :	Normal
ಈಗಾಗಲೇ ನೋಂದಾಯಿಸಿದ್ದರೆ ಕೆಎನ್ಎಸ್ಸಿ ನೋಂದಣಿ ಸಂಖ್ಯೆಯ ಪ್ರಕಾರ ಹಳೆಯ ನೋಂದಣಿ ಸಂಖ್ಯೆಯನ್ನು ನಮೂದಿಸಿ / If Already registered enter old reg number as per KSNC registration number :	78945
ಈಗಾಗಲೇ ಕೆಎನ್ಎಸ್ಸಿಯಲ್ಲಿ ನೋಂದಾಯಿಸಿಕೊಂಡಿದ್ದರೆ ನೋಂದಣಿ ದಿನಾಂಕವನ್ನು ಸೇರಿಸಿ / If already registered with KSNC add registration date :	09/02/2021
ಶೀರ್ಷಿಕೆ / Title :	Ms
ಹೆಸರು / Name :	Shilpa V
ಮಿಂಬಂಜೆ / Email ID :	sd@gmail.com
ಕೋರ್ಸ್ ಪ್ರಕಾರ / Course Type :	ANM
ವೃತ್ತಿ / Profession :	Staff Nurse
ಲಿಂಗ / Gender :	Female
ರಕ್ತ ಗುಂಪು / Blood Group :	AB +ve
ಮೊಬೈಲ್ ಸಂಖ್ಯೆ / Mobile Number :	7894561230
ಪೋಷಕರು / ಸಂಗಾತಿಯ ಹೆಸರು / Parent/ Spouse Name :	ghdhfkj
ಹುಟ್ಟಿದ ದಿನಾಂಕ / Date of birth :	07/06/1989
ಹುಟ್ಟಿದ ಸ್ಥಳ / Place of birth :	BANGALORE
ರಾಷ್ಟ್ರೀಯತೆ / Nationality :	Indian
ಮತ ಚಲಾಯಿಸಲು ಅರ್ಹತೆ/ Eligibility to vote :	Eligible
EKYC :	18-05-1998

Contact Information/ಸಂಪರ್ಕ ಮಾಹಿತಿ

Step 8 : Click on **Attach Annexures.**

ವೃತ್ತಿಪರ ಅಂಚೆ ಸಂಖ್ಯೆ / Professional Postal code : 560023

ವೃತ್ತಿಪರ ದೂರವಾಣಿ 1 / Professional Phone 1 : 7894561230

ವೃತ್ತಿಪರ ದೂರವಾಣಿ 2 / Professional Phone 2 : 7894561230

ಘೋಷಣೆ ರೂಪ / Declaration form

I hereby declare that the particulars furnished in this form are true to the best of my knowledge/ಈ ಅರ್ಜಿಯಲ್ಲಿ ನಾನು ಒದಗಿಸಿರುವ ಎಲ್ಲಾ ವಿವರಗಳು ಸತ್ಯವಾಗಿರುತ್ತವೆ ಎಂದು ಘೋಷಿಸುತ್ತೇನೆ.

I Agree : Yes

Additional Details

Apply to the Office : KARNATAKA STATE NURSING COUNCIL (STATE)

Draft Reference No : Draft_NC811S/2021/00007

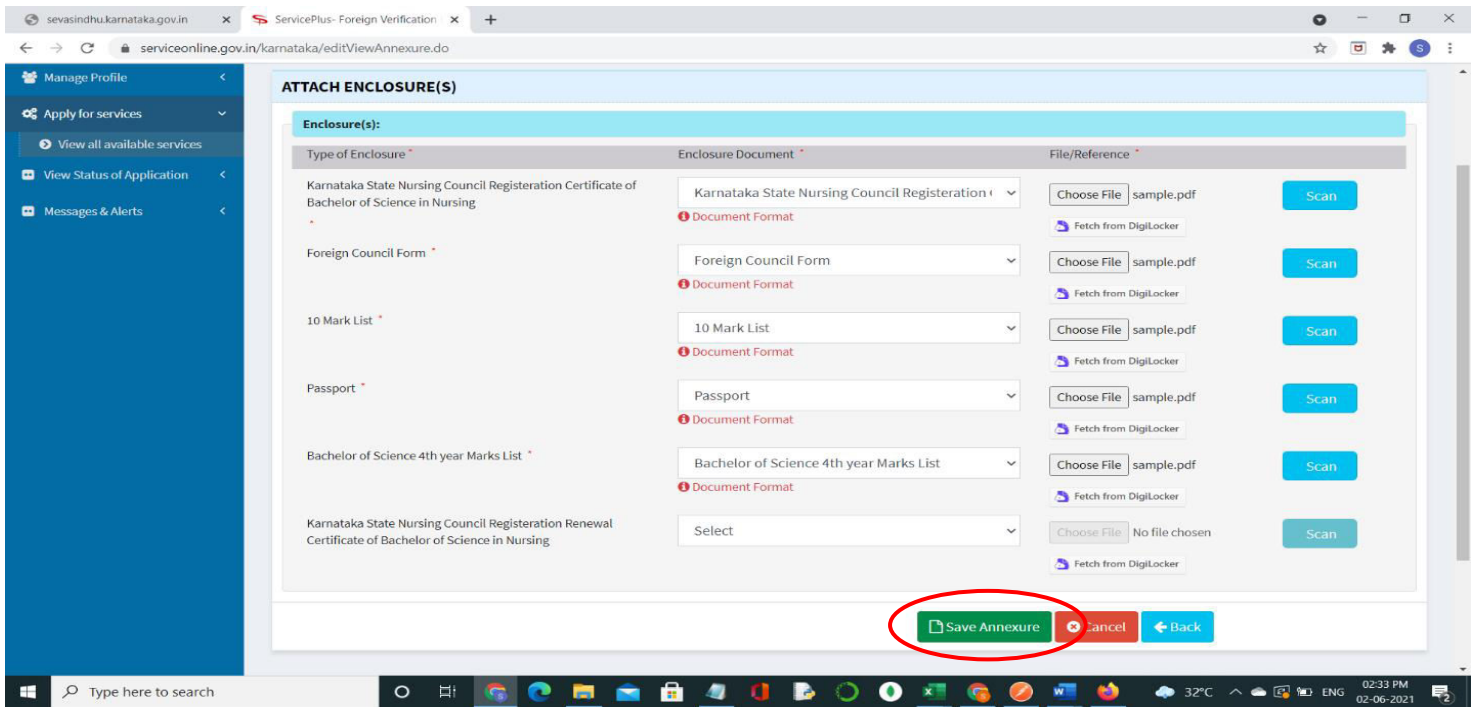
02/6/2021 02:32:50 IST http://serviceonline.gov.in/karnataka

[Attach Annexure](#) [Edit](#) [Cancel](#) [Click here to initiate new application](#)

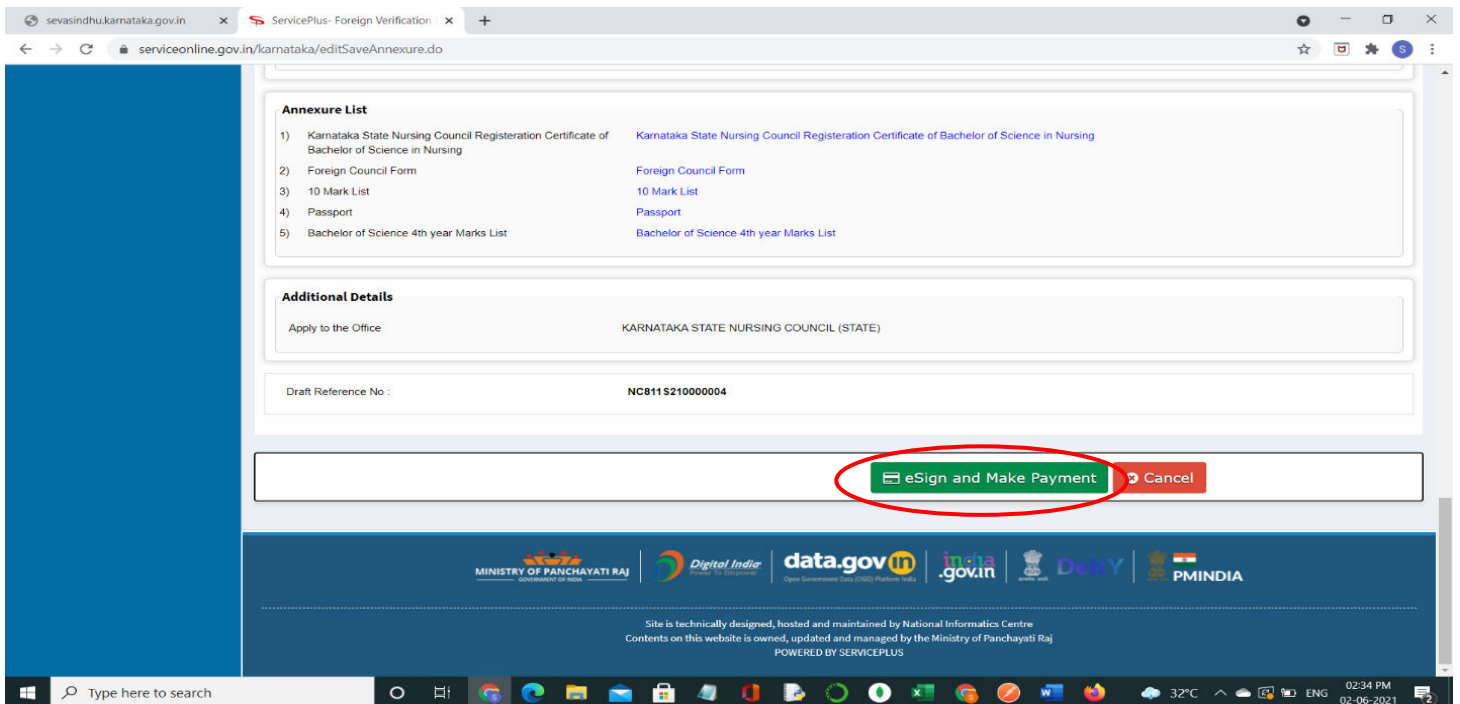
MINISTRY OF PANCHAYATI RAJ | Digital India | data.gov.in | india.gov.in | Deity | PMINDIA

Site is technically designed, hosted and maintained by National Informatics Centre
Contents on this website is owned, updated and managed by the Ministry of Panchayati Raj
POWERED BY SERVICEPLUS

Step 9: Attach the annexures and click on Save Annexures.



Step 10 :Saved annexures will be displayed and click on eSign and Make Payment to proceed.



Step 11 : Click on I agree with above user consent and eSign terms and conditions and Select authentication type to continue and click on **OTP**.

Consent Authentication Form

I hereby state that I have no objection in authenticating myself with Aadhaar based authentication system and consent to providing my Aadhaar number along with the authentication details for the purposes of availing "Land Holding Certificate / ಭೂ ಹಿಡುವಳಿ ಪ್ರಮಾಣ ಪತ್ರ" by eSigning Application form and Enclosure(s). I understand that the OTP I provide for authentication shall be used only for authenticating my identity through the Aadhaar Authentication system, for obtaining my e-KYC through Aadhaar e-KYC service and for the issuance of Digital Signature Certificate (DSC) for this specific transaction and for no other purposes. For the creation of DSC, I understand that the options that I have chosen are the ones that shall be populated in the DSC generated by the CA and I provide my consent for the same. I also understand that the following fields in the DSC generated by the CA are mandatory and I give my consent for using the Aadhaar provided e-KYC information to populate the corresponding fields in the DSC.

1. Common Name (name as obtained from e-KYC)
2. Unique Identifier (hash of Aadhaar number)
3. Pseudonym (unique code sent by UIDAI in e-KYC response)
4. State or Province (state as obtained from e-KYC)
5. Postal Code (postal code as obtained from e-KYC)
6. Telephone Number (hash of phone as obtained from e-KYC)

I understand that ServicePlus shall ensure security and confidentiality of my personal identity data provided for the purpose of Aadhaar based authentication.

I agree with above user consent and eSign terms and conditions

Select authentication type to continue

OTP Download Document

Step 12 : Enter Aadhaar Number and click on get OTP.

Ministry of Electronics and Information Technology
Government of India

Digital India
Power To Empower

सी डैक
CDAC
Centre for Development of Advanced Computing

You are currently using C-DAC eSign Service and have been redirected from

Hastakshar
हस्ताक्षर
C-DAC's eSign Service

Aadhaar Based e-Authentication

Enter Your Virtual ID / Aadhaar Number [Get Virtual ID](#)

Enter Your Aadhaar OTP [View Document Information](#)

Get OTP Cancel [Not Received OTP? Resend OTP](#)

Step 13 : Enter OTP and click on Submit.

The screenshot shows a web browser window with the URL `esignservice.cdac.in/esign2.1/OTP`. The page header includes the Ministry of Electronics and Information Technology logo, the Digital India logo, and the CDAC logo. A message states: "You are currently using C-DAC eSign Service and have been redirected from". Below this is the "Hastakshar" logo and "C-DAC's eSign Service" text. The main content is a form titled "Aadhaar Based e-Authentication" with the following fields and options:

- Aadhaar Number: `472245377750` (with a "Get Virtual ID" link)
- OTP: `.....`
- Consent: I have read and provide my [consent](#) (with a "View Document Information" link)
- Buttons: **Submit** (circled in red) and **Cancel**
- Link: [Not Received OTP? Resend OTP](#)

The Windows taskbar at the bottom shows the time as 4:19 PM on 5/19/2021.

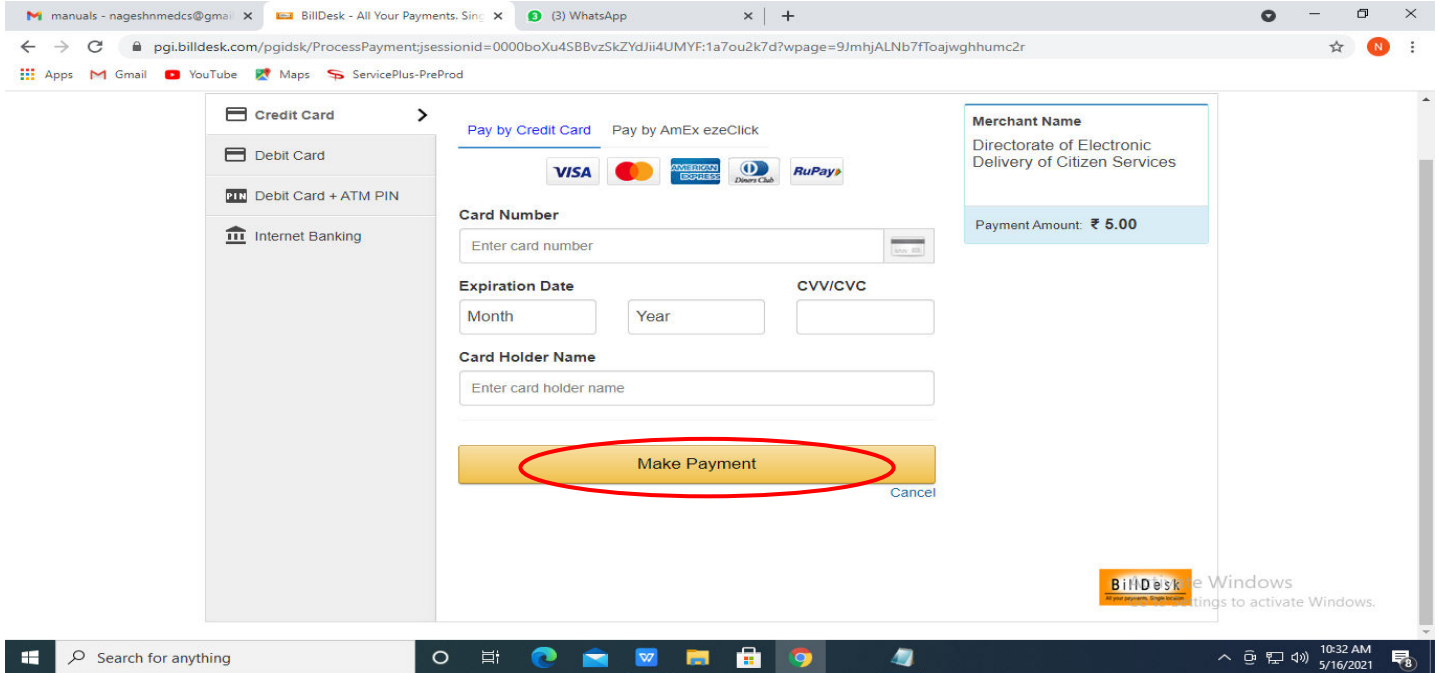
Step 14 : Select the Mode of Payment and click on Make Payment to proceed.

The screenshot shows the ServicePlus web application interface. The URL is `serviceonline.gov.in/configureka/proccedToPayment.do?OWASP_CSRFTOKEN=435M-UDE-AIGF-17LP-IDIY-JSH-2HGT-PRA2`. The page title is "APPLICATION FOR DUPLICATE DEGREE CERTIFICATE". The "PAYMENT DETAILS" section includes:

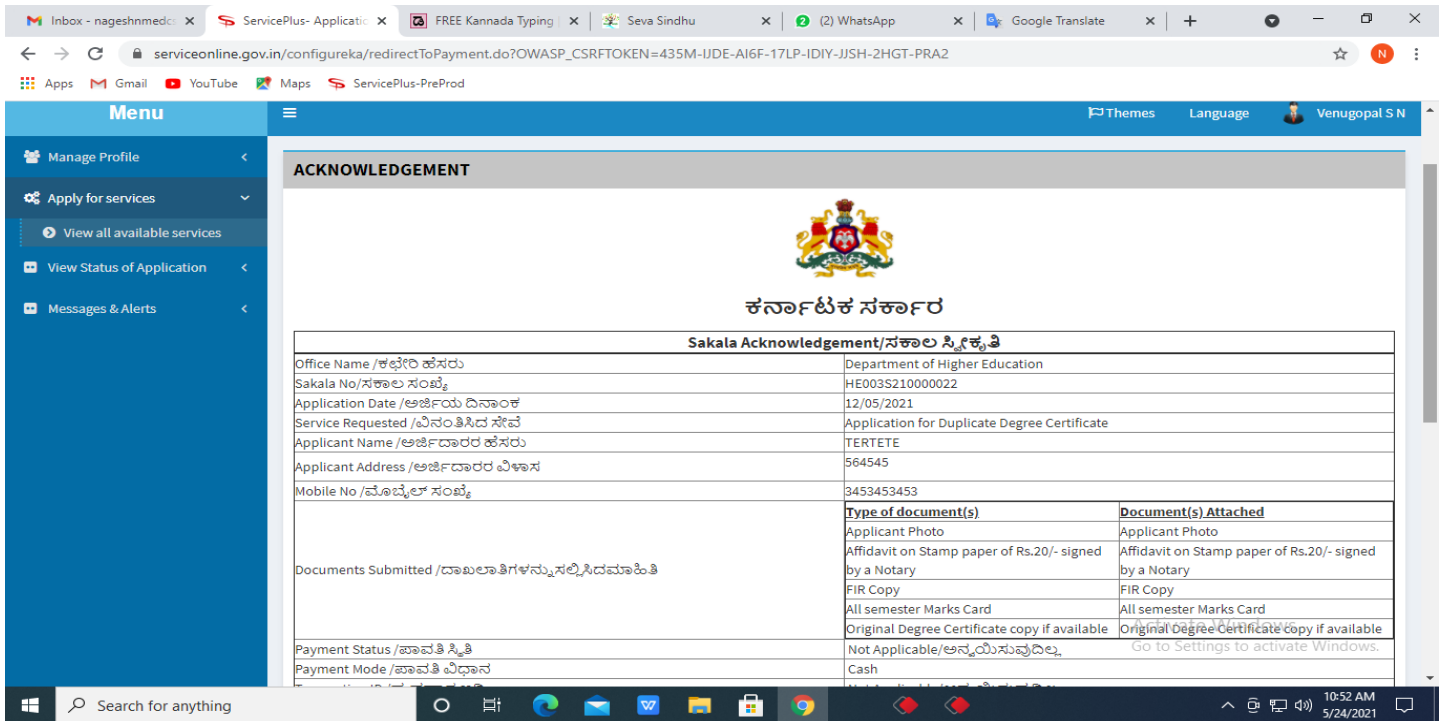
- Mode Of Payment: Paytm Bill Desk Payment Cash
- Application Fee: 1845.0
- Total Amount to be paid (in Rs.): 1845.0
- Receipt No. *: `df`
- Payment Date *: `12/05/2021` (with a calendar icon and note: "(Select last 20 days from current date)")
- Buttons: **Make Payment** (circled in red), **Reset**, and **Cancel**

The Windows taskbar at the bottom shows the time as 10:51 AM on 5/24/2021.

Step 15 : Select preferred payment method (Credit Card/Debit Card/Internet Banking), enter the required details and click on make payment.



Step 16 :After payment is successful, acknowledgement will be generated. Acknowledgement consists of applicant details, application details and the payment details for applicant's reference.



Step 17 : To download the certificate, go to the sevasindhu.karnataka.gov.in and click on **Registered Users Login Here.**

Call Center Number - 8088304855/ 6361799796 /9380204364 / 9380206704 - 9AM TO 6PM (Except Government Holidays)

RAISE YOUR COMPLAINT | **NEW USERS REGISTER HERE** | **REGISTERED USERS LOGIN HERE**

✓ CHECK YOUR APPLICATION STATUS FOR REVENUE DEPARTMENT

Enter Application No.

✓ NUMBER OF TRANSACTIONS

11085456

WHAT'S NEW

- Apply for Sindhutva Pramana Patra (ONLY FOR APPLICANTS WHO HAVE RECEIVED SMS)
- Application for Family ID/New NPHH (APL) Ration Card
- Procedure to fix "Invalid Transaction for e-sign process" in Firefox browser
- Promotional Campaigns
- Click here for GramOne Franchises
- E-sign process

Help | Feedback form | Sevasindhu Video Manual | Page last updated on: 11-June-2021 3.00PM | Website visitor count is 3 8 9 1 6 4 5 9 | Site Map | Website policy

Step 18 : Once the login page is open, enter your username, password/OTP, captcha and click on **Submit.**

ಸೇವಾ ಸಿಂಧು
SEVA SINDHU

ಕರ್ನಾಟಕ ಸರ್ಕಾರ

Apply for Service

9611106670

.....

552519

Submit

Forgot Password | New user? Register here | Know Your Eligibility

Check Your Application Status

Select Department

Select Service

Enter your Application ID

© All Rights Reserved | Powered by **SERVICEPLUS**

Step 19 :Click on **View Status of Application** --> **Track application status**. Enter Application Reference Number (you can refer to Acknowledgment/SMS to get Application Reference Number) and click on **Get Data**.

The screenshot shows the ServicePlus web application interface. The browser address bar displays 'serviceonline.gov.in/karnataka/citizenServiceList.do'. The page title is 'View Status Of Application / Track Application Status'. The 'From Date' is set to 24/03/2021 and the 'To Date' is 24/05/2021. The 'App Ref No.' field contains the value 'ES002S210000027'. A green 'Get Data' button is located at the bottom right of the form area. The left sidebar menu has 'View Status of Application' highlighted with a red circle.

Step 20 : Check Current Status of the application. If it is delivered, Click on **Delivered**.

The screenshot shows the ServicePlus web application interface with the application status table. The browser address bar displays 'serviceonline.gov.in/karnataka/applicationTrackStatus.do'. The page title is 'View Status Of Application / Track Application Status'. The 'From Date' is 24/03/2021 and the 'To Date' is 24/05/2021. The 'App Ref No.' field contains 'ES002S210000027'. A green 'Get Data' button is present. Below the form, there is a table with the following data:

SNNo	Service Name	Application Reference No	Submission Date	Due Date	Current Status
1	Application for Death Certificate	ES002S210000027	20/05/2021	21/05/2021	Delivered

The 'Delivered' status in the table is circled in red. The page also shows 'Showing 1 to 1 of 1 entries' and navigation buttons: First, Previous, 1, Next, Last.

Step 21 : Under Issue Document(s), click on Output Certificate.

ServicePlus
Metadata-based Integrated eSer

Menu

- Manage Profile
- Apply for services
- View Status of Application
 - Track application status
 - View Incomplete Application
 - Revalidate Payment
 - Modify Submissions
- Messages & Alerts

Status of Application

Application Reference Number : ES002S21000027

Name of the Service : Application for Death Certificate

Applied By : Asha D J

Application due Date : 21/05/2021

S.No.	Task Name	Form Details	Issued Document(s)	Status	Remarks
1	Application Submission	View	Acknowledgement	Completed	NA
2	Push application data to DB	NA	Nil	Forwarded	View
3	Callback Webservice	NA	Output Certificate	Delivered	View

Showing 1 to 1 of 1 entries

Close

Step 22 : FOREIGN VERIFICATION BACHELOR OF SCIENCE IN NURSING Output Certificate will be downloaded. You can print the certificate if required.

WPS Office

Application for ...gree Certificate

User Manual - Death Certificate

HE003S21000023.pdf

Home Insert Comment Edit Page Protect Tools

Hand Tool Select Tool Edit Text Edit Picture PDF to Office PDF to Picture Annotate Rotate

75%

1/1

Auto Scroll Read Mode Background Screen Grab Find Highlight Note

Mangalore University

No: HE003S21000023
Date: 24/05/2021

Sub: Approval of Issue of Duplicate Degree Certificate

We are pleased to inform you that the Duplicate Degree Certificate HE003S21000023 has been dispatched to your mailing address provided to the University

The Dispatch details are as follows:

Courier Name / Post:1et
Dispatch Date:24/05/2021
Tracking ID :test
Website address of the Courier / Speed Post:es
For any clarification please contact us.

Date :24/05/2021 Registrar

Test Data - Test Data

Activate Windows
Go to Settings to activate Windows